



File Name: cosco crib instruction manual.pdf
Size: 4697 KB
Type: PDF, ePub, eBook
Category: Book
Uploaded: 15 May 2019, 15:40 PM
Rating: 4.6/5 from 755 votes.

Status: AVAILABLE

Last checked: 3 Minutes ago!

In order to read or download cosco crib instruction manual ebook, you need to create a FREE account.

[**Download Now!**](#)

eBook includes PDF, ePub and Kindle version

[Register a free 1 month Trial Account.](#)

[Download as many books as you like \(Personal use\)](#)

[Cancel the membership at any time if not satisfied.](#)

[Join Over 80000 Happy Readers](#)

Book Descriptions:

We have made it easy for you to find a PDF Ebooks without any digging. And by having access to our ebooks online or by storing it on your computer, you have convenient answers with cosco crib instruction manual . To get started finding cosco crib instruction manual , you are right to find our website which has a comprehensive collection of manuals listed.

Our library is the biggest of these that have literally hundreds of thousands of different products represented.



Book Descriptions:

cosco crib instruction manual



Can anyone give me a site to go toThe parts list will display a list of parts and include the instruction manual which you can download for free. We offer a wide verity of hardware and instructions for many cribs. My bed was made in 97, Jenny lind style hope this helps. Login to post Any assistance greatly appreciated. Quoting from the web link shown The recall program involves crib models 10T01, 10T04, 10T05, 10T06, 10T09, 10T11, and 10T14. The manufacturers identification, which includes the model number, is located at the bottom of the horizontal rail of either the drop side or fixed side rail of the crib. Cribs with a manufacture date code between 4490 44th week of 1990 and 4093 40th week of 1993 are included in this recall. Consumers who own the recalled cribs should stop using them and contact Cosco at 800 3149327 for a free repair kit. CPSC And Cosco Inc Announce Crib Recall I am in financial debt that I cantt afford to buy a new crib the crib I picked up is model number 10121 manufactured in 2003. It has no bolts no screws nothing. Take in the headboard and ask for help getting a set of bolts that fit. Lowes and most others will have them too. One thing you may want to do is call Cosco and gove them the model number and date of manufacture and ask if they can email a set of instructions to assemble the bed. This way you make sure it is safely put together.They will send you the instructions for free with the model number and date of manufactureAny assistance greatly appreciated. Also need plastic piece for adjusting mattress. Answer questions, earn points and help others. Where do I get the parts castor wheels, screws, nuts, stabilizer bars, bolts and nails. I have a crib, but it isnt metal, just wood. Where do I get the parts castor wheels, screws, nuts, stabilizer bars, bolts and nails. I have a crib, but it isnt metal, just wood. Where is the damn instruction manual!! Login to post Any assistance greatly appreciated.<http://www.gfb.it/upload/fck/fischer-fj7-binding-manual.xml>


- **cosco crib instruction manual, costco crib instruction manual pdf, costco crib instruction manual instructions, costco crib instruction manual free, costco crib instruction manual download.**












Pali Design, Inc.
 1525 Hymus Blvd.
 Dorset, QC
 H9P-1J5 Canada
 Phone: 1-514-421-0309
 customerservice@pali-design.com
 www.pali-design.com

Assembly Instructions

Emilia Forever Crib



This crib has been designed for your child's comfort and your convenience. Quality material and workmanship have gone into this crib which will provide a sound and comfortable bed for your baby if properly assembled and maintained. For the security of your child and your own peace of mind be sure to follow the assembly instructions exactly. Adult assembly is required. A periodic check should be made of all bolts and screws, which should be tightened if needed. Moisture and heat are harmful to the finish; for this reason use extreme caution when vaporizer is in use. The vapor steam should always be aimed away from the crib as well as away from other wood furniture. Some types of soft plastic toys could damage the finish when placed against it.

Hardware Parts List		
A Round Allenhead Bolt  4x	B Round Allenhead Bolt  2x	D L-Shaped Allen Wrench  1x
C Round Allenhead Bolt  8x	Adult assembly is required.	Crib Parts List: <div style="display: flex; justify-content: space-between;"> <div style="width: 45%;"> <p>INSTRUCTION LEAFLET <i>Important, keep for future reference. Read carefully.</i></p> <p>IMPORTANT: In order to properly assemble the crib, carry out the operations in the order specified. Failure to assemble the crib in the manner recommended could make the crib hazardous. Carefully remove and lay out all parts. Familiarize yourself with all diagrams to facilitate the assembly of your crib. Check parts enclosed in hardware bag with the HARDWARE PARTS LIST to be sure all are included and quantities are correct.</p> </div> <div style="width: 50%;"> <p>1x  Headboard (E)</p> <p>1x  Footboard (F)</p> <p> G1  End Panel 2x  (G1 + G2) </p> <p>1x  Mattress Support (H)</p> </div> </div>

Pali Design, Inc.
AIM-9100-090630-1145
Page 1 of 6








Quoting from the web link shown The recall program involves crib models 10T01, 10T04, 10T05, 10T06, 10T09, 10T11, and 10T14. The manufacturers identification, which includes the model number, is located at the bottom of the horizontal rail of either the drop side or fixed side rail of the crib. Cribs with a manufacture date code between 4490 44th week of 1990 and 4093 40th week of 1993 are included in this recall. Consumers who own the recalled cribs should stop using them and contact Cosco at 800 3149327 for a free repair kit. CPSC And Cosco Inc Announce Crib Recall I could supply photos if needed.They might not be word for word, but its pretty informative. Hey, it does have pictures! LOLRemove the front top rail and front panel. Attach both safety rails small side pieces to the crib end leg using the safety rail bolts. The 1st two listed seem to be generic cribs with a metal mattress support.It would have been impossible without them or instructionsOf coarse there may be slight differences. If you listed the brand, I could see if there are proper instructions for it.Any assistance greatly appreciated. Please advise. The two lower guides have cracked and need to be replaced; otherwise the rail will slip from the track. The long thin pole to attach to the sides extends out on one side a little longer because of the missing caps. Also missing a pin insert to keep the cradle stable. Can we improvise these parts Thank you. Answer questions, earn points and help others. I need some parts for my COSCO Jenny Lind Crib MODEL 80030WBO as well as the crib instruction manual for assembly. The part that is missing is the metal rod that holds the sides up. If anyone has any suggestions for a resource that might send me the COSCO Jenny Lind Baby Crib 80030WBO Parts and Instruction Manual that I need I would appreciate it if you would please contact me using the space below and PLEASE include your contact information in case I need to get in touch with you!.<http://www.hitasyymm.com.tr/userfiles/fischer-fx-12-bindings-manual.xml>



Pali Design, Inc.
 1525 Hymus Blvd.
 Dorval, QC
 H9P-1J5 Canada
 Phone: 1-514-421-0309
 customerservice@pali-design.com
 www.pali-design.com

Assembly Instructions

Emilia Forever Crib

		<p>This crib has been designed for your child's comfort and your convenience. Quality material and workmanship have gone into this crib which will provide a sound and comfortable bed for your baby if properly assembled and maintained. For the security of your child and your own peace of mind be sure to follow the assembly instructions exactly. Adult assembly is required. A periodic check should be made of all bolts and screws, which should be tightened if needed. Moisture and heat are harmful to the finish; for this reason use extreme caution when vaporizer is in use. The vapor steam should always be aimed away from the crib as well as away from other wood furniture. Some types of soft plastic toys could damage the finish when placed against it.</p>	
Hardware Parts List			
A Round Allenhead Bolt  4x	B Round Allenhead Bolt  2x	D L-Shaped Allen Wrench  1x	
C Round Allenhead Bolt  8x	Adult assembly is required.	Crib Parts List:	
INSTRUCTION LEAFLET		1x	Headboard (E)
<i>Important, keep for future reference. Read carefully.</i>		1x	Footboard (F)
IMPORTANT: In order to properly assemble the crib, carry out the operations in the order specified. Failure to assemble the crib in the manner recommended could make the crib hazardous. Carefully remove and lay out all parts. Familiarize yourself with all diagrams to facilitate the assembly of your crib. Check parts enclosed in hardware bag with the HARDWARE PARTS LIST to be sure all are included and quantities are correct.		G1 	End Panel
		G2 	(G1 + G2)
		1x	Mattress Support (H)

Pali Design, Inc.

AIM-9100-090630-1145

Page 1 of 6

Unique Baby Nursery Ideas encourages our visitors to share their resources for metal rods needed for Cosco Jenny Lind cribs, crib replacement parts, alert us to crib recalls and to consider writing reviews of their cribs to make our little community of expectant parents aware of any problems that are associated with different models and brands. Its easy to do. How Simply click here to return to JENNY LIND CRIB QUESTIONS, INSTRUCTIONS and PARTS REQUESTS. Affiliate programs and affiliations include, but are not limited to, the eBay Partner Network such as the ones to your left on this page and others. Please see our Affiliate Disclosure page for more information. All Rights Reserved. I am looking for a crib instructions manual for a COSCO baby crib model 10 186 wbo. If anyone has any suggestions on where I might obtain these instructions of if you happen to have one on hand, could you please contact me using the space below and PLEASE include your contact information in case I need to get in touch with you!. Unique Baby Nursery Ideas encourages our visitors to share their resources for COSCO 10186 Crib Assembly Instructions, Cosco crib parts, any recalls we should know about as well as to consider writing reviews of Cosco cribs to make our little community of expectant parents aware of any problems that are associated with different models and brands. Its easy to do. How Simply click here to return to CRIB INSTRUCTIONS. Affiliate programs and affiliations include, but are not limited to, the eBay Partner Network such as the ones to your left on this page and others. Please see our Affiliate Disclosure page for more information. All Rights Reserved. I found the part where you can get instructions. HTHs This inactive post may not receive community feedback. We recommend you begin a new post. BabyCenter aims to share products and services we hope youll find interesting and helpful. Just so you know, we may earn a commission if you buy something weve linked to here.

Our content is doctor approved and evidence based, and our community is moderated, lively, and welcoming. With thousands of awardwinning articles and community groups, you can track your pregnancy and babys growth, get answers to your toughest questions, and connect with moms, dads, and expectant parents just like you. BabyCenter is designed for educational purposes only. Consult with a medical professional if you have health concerns. Use of this site is subject to our Terms of Use and Privacy Policy. BedWetting Talking Back Talking to Kids About Divorce Chinese Gender

Predictor Gender Reveal Parties Baby Shower Games Lullabies For the fastest help on community guidelines violations, please click Report this on the item you wish the staff to review. If you want NextDay, we can save the other items for later. Order by, and we can deliver your NextDay items by. You won't get NextDay delivery on this order because your cart contains items that aren't "NextDay eligible". In your cart, save the other items for later in order to get NextDay delivery. Oops! There was a problem with saving your items for later. You can go to cart and save for later there. The Espresso and White finish is on trend and works well with any room dcor. The easytoadjust mattress platform offers 3 different height options. Crib fits a standard sized crib mattress. Mattress sold separately. Cosco Willow Lake Crib requires assembly upon delivery. About This Item We aim to show you accurate product information. Manufacturers, See our disclaimer Ensure your baby sleeps safely and soundly with the Cosco Willow Lake Crib. Feel at ease knowing that the Cosco Willow Lake Crib has been tested for lead and other toxic elements to meet or exceed U.S. government and ASTM safety standards. The Espresso and White finish is on trend and works well with any room dcor. The easytoadjust mattress platform offers 3 different height options. Crib fits a standard sized crib mattress. Mattress sold separately.

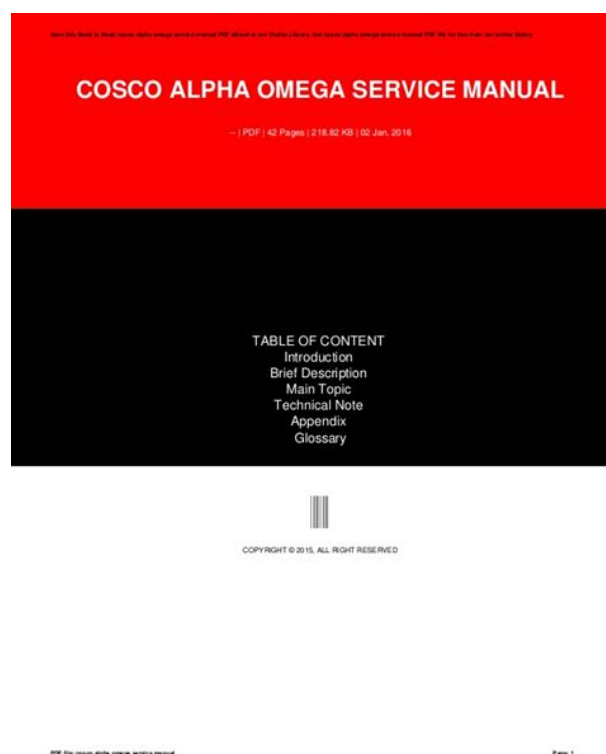


<https://www.interactivelearnings.com/forum/selenium-using-c/topic/17561/boss-lm-2-limiter-manual>

Cosco Willow Lake Crib requires assembly upon delivery. Cosco Willow Lake Crib, Espresso and White Cosco Willow Lake Crib is crafted for safety and beauty to enhance your nursery Nontoxic finish has been tested for lead and other toxic elements to meet or exceed U.S. government and ASTM safety standards Sturdy fixed rails ensure stability Mattress platform offers 3 height options to accommodate your growing baby Fits a standard sized crib mattress sold separately Contrasting Espresso and White finish gives your nursery an updated look Crib weight limit is 30 lbs. March 9, 2016 The Cosco Willow Lake Crib is stylish, safe, and made well. Cleaning is made easy with a simple damp cloth. My husband and I assembled the crib together and it was fairly simple. One thing I wish it had was a conversion to a toddler bed. This line of crib also has a changing table and dressers in case you want to add more pieces from this collection. Id definitely recommend it. See more Reviewed by Shak45 Shak45 Spark Reviewer Top 1000 contributor Helpful. It took one person

about an hour, though the recommendations are that two people should do it. The instructions were clear and all of the needed parts were there. Some of the bed is made of wood with a laminated veneer and part is of composite. But the design does not require many contact points in the composite, which is the weakest part of any furniture. Legs are about three inches wide and the sides on the left and right go down to within three inches of the floor. Six springs on the long sides and seven on the short side allow restrained movement up and down. It can be adjusted to three different heights, but it is not easy to do. Then again, do you want it to be easy for the platform to move. I have often wondered why make all sides of a crib open so children can throw pacifiers and bottles behind the bed and on the floor. Appears like a pretty nice piece of furniture.

<http://libertad74.com/images/96-honda-accord-manual.pdf>



See more Reviewed by rzerbak rzerbak Spark Reviewer Top 1000 contributor Helpful. Yes 1 No 0 Report Average Rating 5.0 out of 5 stars 8 ratings, based on 8 reviews Sturdy and Stylish Crib. March 15, 2016 I got this Cosco Willow Lake crib as a present for the son and daughterinlaw of a friend of mine and they are very happy with it. It arrived in a large box that was wrapped in plastic so that there was no danger of moisture getting inside since it is made out of wood. The box had a lot of packing wrapped around all of the pieces so they were well protected. It wasnt hard to assemble with 2 people and there werent a lot of tools needed. Also there were a minimal number of pieces to assemble. An instruction sheet was included but it would have been easier if it had been in a stepbystep process rather than a single step with many different instructions on the same picture. It would also be helpful if the left and right side pieces were labeled so that they could be more easily identified. I got the espresso and white finish and it looks elegant. The crib also comes in a soft gray and white. The wood is smooth and made from quality materials. The crib is very sturdy and can withstand an active baby. It meets the safety standards for lead and toxicity, too. There were only a few drawbacks with this crib. The side doesnt go down for easy access to your baby but that may be a safety feature. Also the mattress can be adjusted to 3 different heights but you have to unscrew everything to change the position of the mattress. Overall this is a very high quality, well made crib and I would recommend it to anyone looking for a crib that will also be a beautiful piece of

furniture in their nursery. See more Reviewed by 4BlackLabs 4BlackLabs Spark Reviewer Helpful. Yes 2 No 0 Report Average Rating 5.0 out of 5 stars 8 ratings, based on 8 reviews Love. April 15, 2016 I love this crib.

<http://nicolasdrey.com/images/96-honda-accord-parts-manual.pdf>



When first opening the package I was a little concerned because it was shorter than I expected but it worked out perfect cause I am only 5 foot. See more Reviewed by Mommy2Sarah2002 Mommy2Sarah2002 Helpful. Yes 1 No 0 Report Average Rating 5.0 out of 5 stars 8 ratings, based on 8 reviews Luv it!!! May 5, 2016 Took me months to decide on a crib for my son. And finally found one. This was the perfect crib I was waiting for. Very modern have seen similar cribs at bbysrus but double the price of this one. See more Reviewed by BbyC BbyC Helpful. Yes 0 No 0 Report Average Rating 4.0 out of 5 stars 8 ratings, based on 8 reviews Modern Design Crib April 6, 2016 I am a new mom and I just got the Cosco crib. It has a nice design with three side boards and a front railing. It is very nice to have the baby secure and not reaching out in all the four sides. This way I can have her baby lotion, bottles, diapers on the side without her ever reaching out to grab them. This crib is meant to fit a standard sized mattress which it does not come with. The mattress spring is good quality and feels very sturdy. The side boards however were a little thin as my husband commented. But if adults dont sleep in there, it should be no problem. Also I find it a space saver because it does not bulge out too much. We did notice a faint smell coming out of the box. However, the label assures that the crib has been tested for lead and toxic chemicals and does not exceed any limits of the US government. I did not notice the smell after a few days. Overall I think the crib is a great fit for a modern style home. The side boards are nicely painted and the rails are secure. See more Reviewed by BigKid913 BigKid913 Spark Reviewer Helpful. Yes 6 No 1 Report Average Rating 4.0 out of 5 stars 8 ratings, based on 8 reviews Beautiful. April 20, 2016 This crib is absolutely gorgeous in our gray and white nursery. It took my husband no time to put it together by himself.

Once together, it is very sturdy and beautiful. My only negative about this crib is that the highest mattress setting seems very low to me. The lowest mattress setting is almost down on the floor. The highest setting requires you to bend over the rail quiet a bit to pick baby up. Im hoping once we get the mattress in, and the baby starts sleeping in the crib it wont be as bad as it seems now. But overall a very beautiful piece of furniture. See more Reviewed by ascrapbug ascrapbug Helpful. Yes 2 No 0 Report Average Rating 3.0 out of 5 stars 8 ratings, based on 8 reviews Cheap quality June 21, 2017 Cheap stuff. Easily chipped. See more Reviewed by ajweil ajweil Helpful. Yes 0 No 0 Report Comment from CoscoSupport . Hi ANDREA, We apologize that you are not completely satisfied with your Willow Lake Crib and appreciate the time you took to provide feedback. All reviews are shared

with our product development and quality control departments in an effort to improve the overall consumer experience moving forward. If you are in need of replacement parts, please give us a call. We can be reached at 18004893351 and are available 900 am to 500 pm Central time Monday through Friday. We look forward to hearing from you. Ask a question Ask a question If you would like to share feedback with us about pricing, delivery or other customer service issues, please contact customer service directly. Report by NewDadd September 6, 2016 Answer this question 3 Answers 1. This unit takes a standard size crib mattress.Yes 0 No 0 Report 2. Yes. Standard baby mattress.Report by candice July 14, 2016 Answer this question 2 Answers 1. This crib does not convert into any other type of bed.Yes 1 No 0 Report 2. This can convert. by CommunityAnswer Helpful. Yes 0 No 2 Report 2 Answers 2 Answers Last answer September 8, 2016 Does the crib in this color match the dresser in the collection. They look like the same color, just want to make sure before I buy them.

<https://doubletroubels.com/wp-content/plugins/formcraft/file-upload/server/content/files/162866cafb5d71---c5255u-manual.pdf>

Report by nichole May 21, 2016 Answer this question 1 Answer 1. Hi nichole. Yes, the crib matches the dresser in the Willow Lake collection.The addition of a Walmart Protection Plan adds extra protection from the date of purchase. Walmart Protection Plans cover the total cost of repair, or replacement, for products, as well as covering delivery charges for the exchange. You can view your Walmart Protection Plan after your purchase in the Walmart Protection Plan Hub. Product warranty See details Warranty Information Limited 1 Year Already purchased your product. A Walmart Protection Plan can be added within 30 days of purchase. Click here to add a Plan. Related Pages Baby Gear for Sleeping Classic Cribs Nursery Favorites Best Baby Cribs Modern Geo Nursery Shop by Crib Type Rustic Cribs Modern Cribs All Rights Reserved. To ensure we are able to help you as best we can, please include your reference number Feedback Thank you for signing up. You will receive an email shortly at Here at Walmart.com, we are committed to protecting your privacy. Your email address will never be sold or distributed to a third party for any reason. If you need immediate assistance, please contact Customer Care. Thank you Your feedback helps us make Walmart shopping better for millions of customers. OK Thank you! Your feedback helps us make Walmart shopping better for millions of customers. Sorry. We're having technical issues, but we'll be back in a flash. Done. Contact Baby Einstein using the company contact page link above and they will direct you to the proper manufacturing partner contact OR check the item for a manufacturer name and go directly to that manufacturers website. If the product does not have a manual listed, contact Kids II at 18002308190 for assistance. Replacement Parts Info. Company Contact Page Company Contact Page Please contact us and let us know. Check out our blog post with repurposed crib projects for some inspiration to give your old crib new life.

Unlike a standard store registry, fulfilling a gift on an Encore Baby Registry does not require purchasing the gift at a specific retailer or even purchasing a gift at all. Guests can obtain gifts from wherever they like, such as an online retailer, consignment store, or their own closets. All product details here. This video shows you how to install easily the portable bed rail. The easy to transport Safety 1st Portable Bed Rail will help keep your child safe even when traveling.All product details here. This video shows you how to install easily the bed rail. Safety 1st Bed Rails, in standard 90cm or extra large 150cm, are the best value solution to help children make the switch between a crib and a bed.Through a range of smart solutions, Safety 1st helps parents to embrace their childs daily routine of feeding, caring, playing and exploring the world. Therefore we ask you how many children you have. This is not a required field.Therefore we ask you if you are expecting a child. Therefore we ask you when your due date is. Still need help Feel free to contact us and we will be happy to assist you. You can learn more about how we use cookies by reviewing our Privacy Policy. If your toddler rail was included with your crib, please see the manual for your specific crib. If you do not see your

product or need an older version of a manual, please contact us. You can learn more about how we use cookies by reviewing our Privacy Policy.

<http://superbia.lgbt/flotaganis/1653257544>